





Benefit	External W-2 Consultant
 <p><b>Health Benefits</b></p>	<p><b>Major Medical:</b> Plan options starting at \$40.64 per week for employee only coverage. Effective First of the Month Following 45 Days after Start Date.</p> <p><b>All Coverages: Effective First of the Month Following 45 Days after Start Date.</b></p> <p><b>Alternative Medical Option:</b> Medical Essential Coverage paired with Indemnity Plan Option for alternative medical coverage available starting at \$21.74 per week.</p> <p><b>Additional Group Coverages:</b> HSA, Dental, Vision, STD, Life, Accident, Hospital, and Critical Illness.</p> <p>All benefits terminate on your last day</p>
 <p><b>401(k)</b></p>	<p>Eligible employees may join the 401(k) plan during quarterly enrollment periods (Jan 1, Apr1, Jul 1, Oct 1) if they have been employed for at least 6 months before one of the enrollment dates. Year-end discretionary match.</p>
 <p><b>Paid Time Off (PTO)</b></p>	<p>40 hours of PTO accrued after 2,000 work hours have been completed. PTO includes sick and vacation time.</p>
 <p><b>Holidays</b></p>	<p>Paid Holidays after 1,500 hours worked</p> <ul style="list-style-type: none"> <li>• New Year's Day</li> <li>• Independence Day</li> <li>• Thanksgiving Day</li> <li>• Memorial Day</li> <li>• Labor Day</li> <li>• Christmas Day</li> </ul>

*Note: Benefits are not offered to Corp-to-Corp or Sub Vendor Consultants  
Benefit offerings are based on standards offerings and can vary based on state regulations*